


UP-D200 INSTRUCTION MANUAL

200W EXTERNAL DISCHARGER

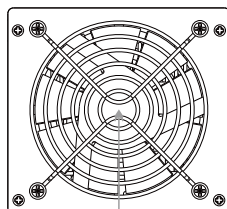



Introduction

UP-D200 is a External Discharger specially designed for UP616 charger, it must connect to the UP616 charger to discharge the Lithium battery. The maximum discharge power is 200W, and the discharge current range is 0.1-15.0A. It can meet the user fast discharging requirement, and compared with the traditional discharger, it achieve the balance discharging through the UP616 charger controlling, protect the battery from over-discharging.



Socket Connect To UP616 Charger



Cooling Fan

Specification

- Discharge power: Max.200W
- Discharge current: 0.1-15.0A
- Matched charger: UP616 Charger
- Support battery type: LiPo/LiFe/Lilon/LiHV(1-6S)
- Net weight: 1.2KG
- Dimensions: 128x98x95mm

Discharging procedure

1. Power on the UP616 charger, connect UP-D200 discharger to the UP616 charger EXT. DISC port via the 12 pin custom cable.
2. Connect a Lithium battery to the UP616 charger battery port.
3. Choose the External discharge mode on the UP616 charger and choose the suitable current, the battery type, the discharge cut-off voltage.
4. When all is setting, enter start.



Note: the 12pin custom cable support negative and positive insertion to the UP616 and UP-D200 , no need to distinguish the positive and negative.

Warning and safety notes

1. The UP-D200 can not discharge the battery alone, it must connect with UP616 charger, please refer to above connection before use.
2. Please make sure the discharged battery type must be the same with the chosen battery on the UP616 charger.
3. Choose a suitable discharge current, do not exceed the maximum sustainable discharge current of the battery, if you are not sure the battery specific parameters, the suggested discharged current would be 1C-2C.
4. Before start to discharge, please check the UP-D200 discharger is well connected to the UP616 charger, avoid poor connection.

Warranty and service

We guarantee this product to be free of manufacturing and assembly defects for a period of one year from the time of purchase. The warranty only applies to material or operational defects, which are present at the time of purchase. During that period, we will repair or replace free of service charge for products deemed defective due to those causes. For any repair or replace service, please contact your dealer in the first instance, who is responsible for processing guarantee claims. This warranty is not valid for any damage or subsequent damage arising as a result of misuse, modification or as a result of failure to observe the procedures outlined in this manual.



ULTRA POWER TECHNOLOGY LIMITED

Add: 6/F, Building D, Hui Qing Science and Technology Park, Guanguang Road, Guanlan, Longhua District, Shenzhen518110, China

Tel: +86-755-23283358

Fax: +86-755-29183296

Web: www.ultrapower.hk

Email: info@ultrapower.hk